

INDEPENDENT AUDITORS' REPORT

To the Management of RCC Institute of Information Technology

Opinion

We have audited the financial statements of RCC Institute of Information Technology, a unit of RCC Institute of Technology ("the institute"), which comprise the balance sheet at March 31st 2021, the Income & Expenditure Account for the year then ended, and a summary of significant accounting policies and other explanatory information.

In our opinion, the accompanying financial statements give a true and fair view of the financial position of the Institute as at March 31, 2021 and of its financial performance for the year then ended in accordance with the Accounting Standards issued by the Institute of Chartered Accountants of India (ICAI).

Basis for Opinion

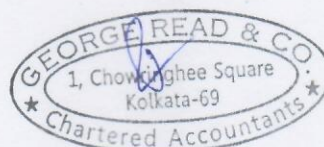
We conducted our audit in accordance with the Standards on Auditing (SAs) issued by ICAI. Our responsibilities under those standards are further described in the Auditor's Responsibilities for the Audit of the Financial Statements section of our report. We are independent of the entity in accordance with the ethical requirements that are relevant to our audit of the financial statements in [jurisdiction], and we have fulfilled our other ethical responsibilities in accordance with these requirements. We believe that the audit evidence we have obtained is sufficient and appropriate to provide a basis for our opinion.

Responsibilities of Management and Those Charged with Governance for the Financial Statements

Management is responsible for the preparation and fair presentation of the financial statements in accordance with the aforesaid Accounting Standards, and for such internal control as management determines is necessary to enable the preparation of financial statements that are free from material misstatement, whether due to fraud or error.

In preparing the financial statements, management is responsible for assessing the entity's ability to continue as a going concern, disclosing, as applicable, matters related to going concern and using the going concern basis of accounting unless management either intends to liquidate the entity or to cease operations, or has no realistic alternative but to do so.

Those charged with governance are responsible for overseeing the entity's financial reporting process.



Auditor's Responsibilities for the Audit of the Financial Statements

Our objectives are to obtain reasonable assurance about whether the financial statements as a whole are free from material misstatement, whether due to fraud or error, and to issue an auditor's report that includes our opinion. Reasonable assurance is a high level of assurance, but is not a guarantee that an audit conducted in accordance with SAs will always detect a material misstatement when it exists. Misstatements can arise from fraud or error and are considered material if, individually or in the aggregate, they could reasonably be expected to influence the economic decisions of users taken on the basis of these financial statements.


For **GEORGE READ & CO**
FRN : 302208E



CA RAJIB PANJA
Partner

Membership No. : 57393
UDIN:22057393ABMVUD3843

Place: Kolkata
Date : 09.02.2022



RCC Institute of Information Technology
Canal South Road, Beliaghata, Kolkata - 700015

(A unit of RCC Institute of Technology)
 An Autonomous Registered Society of Department Of Higher Education, Govt. of West Bengal

BALANCE SHEET AS AT 31ST MARCH,2021

(Amount in Rs.)

	Schedule	As at 31-03-21	As at 31-03-20
<u>CORPUS CAPITAL FUND & LIABILITIES</u>			
CORPUS CAPITAL FUND	1	42,45,67,079.07	41,98,26,358.13
EARMARKED / ENDOWMENT FUNDS	2	1,47,58,752.22	1,48,69,110.22
BUILDING FUND		7,40,00,000.00	6,90,00,000.00
CURRENT LIABILITIES & PROVISIONS	3	10,06,00,832.56	9,78,77,684.49
TEQIP II PROJECT FUND		8,34,11,549.11	8,34,11,549.11
LEAVE ENCASHMENT FUND WITH LIC1		5,07,09,827.97	4,57,54,157.97
GROUP GRATUITY FUND WITH LIC1		3,60,98,883.00	2,50,15,945.00
POST TEQIP OPERATING & OTHER PROJECT FUNDS	4	1,49,59,454.00	1,63,03,087.00
TOTAL		79,91,06,377.93	77,20,57,891.92
<u>ASSETS</u>			
FIXED ASSETS	5	10,39,91,646.63	11,70,78,461.63
FIXED ASSETS - TEQIP II		8,33,96,548.67	8,33,96,548.67
Fixed Assets - SPDP Project		3,39,959.00	3,39,959.00
CURRENT ASSETS, LOANS & ADVANCES ETC.	6	61,13,78,223.63	57,12,42,922.62
TOTAL		79,91,06,377.93	77,20,57,891.92
SIGNIFICANT ACCOUNTING POLICIES	12		
NOTES ON ACCOUNTS	13		

Schedules 1 to 6, 12 and 13 referred to above form an integral part of the Balance Sheet

Signed in terms of our attached report of even date

Chinmay Ghosh
 Finance Officer

RCC Institute of Information Technology
 FINANCE OFFICER

Amulya
 Principal

RCC Institute of Information Technology
 Canal South Road, Beliaghata,
 Kolkata - 700 015
 PRINCIPAL (OFFICIATING)


For GEORGE READ & CO
 Chartered Accountants
 Firm No. 302208E

(Signature)
 (CA. RAJIB PANJA)
 PARTNER

Membership No. 057393
 UDIN 22057393ABMVUD3843

Kolkata

Dated : The 9th February,2022



RCC Institute of Information Technology
Canal South Road, Beliaghata, Kolkata - 700015

(A unit of RCC Institute of Technology)
 An Autonomous Registered Society of Department of Higher Education, Govt. of West Bengal

INCOME & EXPENDITURE ACCOUNT FOR THE YEAR ENDING 31ST MARCH,2021

(Amount in Rs.)

<u>INCOME</u>	Schedule	31/03/2021	31/03/2020
Fees/Subscription	7	16,71,47,111.00	17,08,78,950.00
Interest Earned	8	2,64,10,445.00	2,62,82,568.96
Other Income	9	9,59,333.35	31,32,449.56
TOTAL (A)		19,45,16,889.35	20,02,93,968.52
<u>EXPENDITURE</u>			
Establishment Expenses	10	15,32,32,129.00	12,83,01,963.00
Administrative Expenses etc	11	1,82,57,826.41	2,71,69,239.60
Depreciation	5	1,32,86,213.00	1,53,83,400.00
TOTAL (B)		18,47,76,168.41	17,08,54,602.60
Balance Being Excess of Income Over Expenditure(A-B)		97,40,720.94	2,94,39,365.92
Transfer to Building Fund		50,00,000.00	50,00,000.00
Transfer to Post TEQIP Operating Funds		-	-
Transfer to RCCIIT-ICRCICN		-	-
Balance Being Surplus/(Deficit) Carried to Corpus Capital Fund		47,40,720.94	2,44,39,365.92
Significant Accounting Policies	12		
Notes on Accounts	13		

Schedules 7 to 13 referred to above form an integral part of the Income & Expenditure Account

Signed in terms of our attached report of even date

For **GEORGE READ & CO**
 Chartered Accountants
 Firm No. 302208E

Anukhyee
 Principal (0)

RCC Institute of Information Technology
 Canal South Road, Beliaghata,
 Kolkata - 700 015

PRINCIPAL (OFFICIATING)

(Signature)
 (CA. RAJIB PANJA)
PARTNER

Membership No. 057393
 UDIN 22057393ABMVUD3843



Chiranjay Ghoshal
 Finance Officer
 RCC Institute of Information Technology
FINANCE OFFICER

Kolkata
 Dated : The 9th February, 2022

RCC INSTITUTE OF INFORMATION TECHNOLOGY

(A unit of RCC Institute of Technology)

An Autonomous Registered Society of Department of Higher Education, Govt. of West Bengal

SCHEDULES FORMING PART OF BALANCE SHEET AS AT 31ST MARCH, 2021

(Amount in Rs.)

SCHEDULE 1 - CORPUS / CAPITAL FUND

Balance as at the beginning of the year

Less : Adjustments

Add : Balance of Net Income transferred from the Income and Expenditure Account


TOTAL -

	As at 31-03-2021	As at 31-03-2020
41,98,26,358.13	41,98,26,358.13	39,53,86,992.21
-	-	-
41,98,26,358.13	41,98,26,358.13	39,53,86,992.21
47,40,720.94	47,40,720.94	2,44,39,365.92
42,45,67,079.07	42,45,67,079.07	41,98,26,358.13

SCHEDULE 2 - EARMARKED/ ENDOWMENT FUNDS AS AT 31ST MARCH, 2021

FUND WISE BREAK - UP

	National Informatics Centre , Govt. of India	Ministry of Communication & Information Technology	Govt. of West Bengal, Department of Higher Education	MODROB	BRNS & OTHERS	As at 31-03-2021	As at 31-03-2020
a) Opening balance of the funds	25,00,000.00	81,85,903.00	1,85,00,000.00	19,00,000.00	5,00,000.00	3,15,85,903.00	3,15,85,903.00
b) Additions							
i) Grants			-	-		-	-
ii) Income from Investments made on account of funds							
TOTAL (a+b)	25,00,000.00	81,85,903.00	1,85,00,000.00	19,00,000.00	5,00,000.00	3,15,85,903.00	3,15,85,903.00
Less : Expenses made against Fund						-	-
Less: Depreciation Written Off						1,68,27,150.78	1,67,16,792.78
						1,47,58,752.22	1,48,69,110.22



RCC INSTITUTE OF INFORMATION TECHNOLOGY

(A unit of RCC Institute of Technology)

An Autonomous Registered Society of Department of Higher Education, Govt. of West Bengal

SCHEDULES FORMING PART OF BALANCE SHEET AS AT 31ST MARCH, 2021

(Amount in Rs.)

SCHEDULE 3 - CURRENT LIABILITIES AND PROVISIONS

A. CURRENT LIABILITIES

1. Sundry Creditors

- a) For Goods
- b) For Expenses

2. Statutory Liabilities:

- a) T.D.S (Party)
- b) T.D.S (Salary)
- c) Professional Tax
- d) TDS(Honorarium)

3. Other current Liabilities

- a) Earnest Money
- b) Caution Money
- c) College Fees Received in Advance
- d) University Fees
- e) Recovery of Optional P.F
- f) Recovery of P.F.Loan
- g) Recovery of P.F.Subscription
- h) Recovery of Arr.P.F.Subscription
- i) Arrear P.F.Contribution
- j) Arr Optional P.F
- k) Deposit from Students
- l) Fees Refundable to Unenrolled Students
- m) Scholarship Payable
- n) Retention Money
- o) Security Deposit
- p) Excess Credit by Bank (Since Adjusted)
- q) Project Fund - BRNS (I)
- r) West Bengal Minorities Dev. & Fin. Corporation
- s) Project Fund - IIPC
- t) Stale Cheque
- u) Returned Transfer

TOTAL (A)

B. PROVISIONS

- 1. Accumulated Leave Encashment
- 2. Provision for Gratuity

TOTAL (B)

TOTAL (A+B)

	As at 31-03-2021	As at 31-03-2020
	7,81,066.16	15,70,850.16
	1,10,50,232.60	94,41,561.60
	66,391.00	85,971.00
	8,11,356.00	3,78,449.00
	34,389.00	33,009.00
	6,015.00	6,015.00
	46,100.00	46,100.00
	3,62,62,364.00	3,26,72,364.00
	4,37,29,171.07	4,53,91,537.00
	21,51,459.00	28,13,659.00
	32,516.00	32,516.00
	43,190.00	43,190.00
	11,11,233.00	9,03,143.00
	1,17,978.00	1,17,978.00
	(6,47,378.00)	(6,47,378.00)
	2,33,231.00	2,33,231.00
	10,000.00	10,000.00
	3,40,000.00	2,55,000.00
	46,000.00	46,000.00
	2,63,592.00	2,63,592.00
	5,69,749.13	6,38,719.13
	9,242.00	9,242.00
	39,380.00	39,380.00
	4,64,300.00	4,64,300.00
	88,815.00	88,815.00
	20,58,065.00	20,58,065.00
	8,500.00	8,500.00
	9,97,26,956.96	9,70,03,808.89
	7,95,599.60	7,95,599.60
	78,276.00	78,276.00
	8,73,875.60	8,73,875.60
	10,06,00,832.56	9,78,77,684.49

SCHEDULE 4 - POST TEQIP OPERATING & OTHER PROJECT FUNDS

- Corpus Fund - TEQIP
- Equipment Replacement Fund-TEQIP
- Faculty Development Fund - TEQIP
- Maintenance Fund - TEQIP
- AICTE-FDP Project Fund
- DST - ICRCICN
- PROJECT FUND - BRNS (II)
- RCCIIT-ICRCICN
- IOE-R&D Project
- AICTE Prerana Project
- AICTE RPS Project Fund
- AICTE SPDP Project Fund
- AICTE Grant Project

	As at 31-03-2021	As at 31-03-2020
	35,26,432.25	35,26,432.25
	35,26,432.25	35,26,432.25
	35,26,432.25	35,26,432.25
	35,26,433.25	35,26,432.25
	2,079.00	2,017.00
	625.38	625.38
	2,477.00	2,477.00
	2,96,479.31	2,96,479.31
	928.00	928.00
	2,65,607.00	4,47,834.00
	0.31	1,40,196.31
	2,85,528.00	8,06,801.00
	-	5,00,000.00
	1,49,59,454.00	1,63,03,087.00



RCC INSTITUTE OF INFORMATION TECHNOLOGY

(A unit of RCC Institute of Technology)

An Autonomous Registered Society of Department of Higher Education, Govt. of West Bengal

SCHEDULES FORMING PART OF BALANCE SHEET AS AT 31ST MARCH, 2021

SCHEDULE 6 - CURRENT ASSETS, LOANS, ADVANCES ETC.

(Amount in Rs.)

A. CURRENT ASSETS:

1. Inventories: Consumable Stores

	As at 31-03-2021	As at 31-03-2020
Electronics Lab Materials	46,284.40	45,799.40
Mechanical Workshop Materials	35,526.62	35,526.62
Physics Lab Materials	45,770.25	45,770.25
Electrical Lab Materials	37,959.00	37,959.00
Digital Logic Lab Materials	4,702.50	4,702.50
Digital Comm. Lab Materials	15,090.50	15,090.50
Microprocessor Lab Materials	930.00	930.00
Computer Orgn. Lab Materials	6,054.70	6,054.70
AEIE Lab Materials	11,834.00	11,834.00
IT Lab Materials	58,527.00	58,527.00
Electrical Consumables	87,968.00	87,968.00
Chemistry Lab Materials	39,820.61	39,820.61

2. Cash in hand (Including Revenue Stamp of Rs.19/-)

3. Bank Balances: (With Nationalised Banks)

With Bank of India Beliaghata Br. (Current A/C No. 100324)	1,60,191.61	1,31,339.65
With Bank of India Beliaghata Br. (Savings A/C No. 21516)	3,56,253.62	2,44,064.64
With Bank of India Beliaghata Br. (TEQIP-CORPUS FUND) A/C	17,798.25	35,26,432.25
With Bank of India Beliaghata Br. (TEQIP-EQUIPMENT REPLACEMENT FUND) A/C	17,797.25	35,26,432.25
With Bank of India Beliaghata Br. (TEQIP-MAINTENANCE FUND) A/C	17,799.25	35,26,432.25
With Bank of India Beliaghata Br. (TEQIP-STAFF DEVELOPMENT FUND) A/C	17,798.25	35,26,432.25
With Bank of India Beliaghata Br. (TEQIP - II FUND) A/C	0.44	0.44
With Bank of India Beliaghata Br. (Employees Gratuity Fund) A/C	6,078.28	5,209.10
With Bank of India Beliaghata Br. (Statutory) A/C	97,32,820.33	80,50,658.34
With Bank of India Beliaghata Br. (BRNS) A/C	3,698.00	2,477.00
With Bank of India Beliaghata Br. (ICRCICN) A/C	2,97,390.31	2,88,515.31
With Bank of India, Beliaghata Br. (FDP-AICTE)	2,079.00	2,017.00
With Bank of India, Beliaghata Br. (PRERANA-AICTE)	2,81,607.00	4,47,834.00
With Bank of India, Beliaghata Br. (RPS-AICTE)	0.32	1,41,061.32
With Bank of India, Beliaghata Br. (SPDP-AICTE)	7,658.00	4,66,842.00
With Bank of India, Beliaghata Br. (ICRCICN-DST)	86.78	454.38
With Bank of India, Beliaghata Br. (100651)	12,196.92	50,555.96
HP Track Plus Wallet	4,495.70	-
Fixed / Short Term Deposit (Including Auto Sweep)	43,75,29,965.87	42,42,09,445.87

4. Leave Encashment Fund Investment with LIC

5. Group Gratuity Fund Investment with LIC

TOTAL (A)

53,57,04,747.73 51,93,78,731.56

B. LOANS, ADVANCES AND OTHER CURRENT ASSETS

1. Advances and recoverable in cash or in kind or for value to be received :

a) Prepaid Expenses	5,08,354.00	4,92,058.50
b) College Fees Receivable	6,04,93,484.68	3,33,19,838.82
c) Festival Advance	15,000.00	-
d) Security Deposit	24,57,204.05	24,57,204.05
e) Telephone Deposit	12,560.00	12,560.00
f) Advance to RCCIIT Non AICTE	19,756.00	-
g) Recoverable P.F.Subscription	5,51,349.00	5,51,349.00
h) Advance to Staff for expenses	10,67,672.95	5,85,653.95
i) Salary Recoverable	16,074.00	16,074.00
j) AICTE SDP Grant Receivable	48,506.50	48,506.50
k) Excess Deduction by Bank	90,309.00	5,81,420.00
l) Receivable against Facility Agreement	3,01,741.00	2,58,741.00
m) Advance to RCCIIT Alumni Association	2,846.16	2,846.16
o) Receivable from AICTE SPDP Project	(1,25,041.00)	3,39,959.00
p) Receivable from BOI	50,334.48	-


2. Income Accrued :

a) Interest Receivable on Deposit with Nationalised Banks	13,29,667.08	58,38,830.08
b) Interest receivable on Security Deposits	1,32,847.00	1,27,348.00

3. Income Tax Deducted at Source

TOTAL (B)
TOTAL (A+B)

87,00,811.00 72,31,802.00
7,56,73,475.90 5,18,64,191.06
61,13,78,223.63 57,12,42,922.62




RCC INSTITUTE OF INFORMATION TECHNOLOGY
SCHEDULE OF FIXED ASSETS FORMING PART OF BALANCE SHEET AS AT 31-03-2021

Schedule - 5

Sl. No.	Description Of Assets	Rate Of Depr.	G R O S S		B L O C K		D E P R E C I A T I O N		N E T		B L O C K AS AT 31.03.20
			Opening As On 01-04-2020	Addition during the period ended 31-03-21	cost of Assets sold as on 31.03.21	Gross Block as at 31-03-21	At the beginning of the period	Provided during the period ended 31-03-21	Written off / Disposal of Assets	Total Depreciation as on 31-03-2021	
			Rs.	Rs.	Rs.	Rs.	Rs.	Rs.	Rs.	Rs.	Rs.
1	COMPUTER / PERIPHERALS	40%	47366193.24	5546.00	-	47371739.24	45008610.70	-	45952752.70	1418986.54	2357582.54
2	AIIE LAB INSTRUMENT	15%	73,75,383.00	-	-	7375383.00	40,67,887.75	-	4564011.75	2811371.25	3307495.25
3	BUILDING FLOOR EXTENTION	10%	1956702.00	-	-	1956702.00	1363452.00	-	1422777.00	533925.00	593250.00
4	BUILDING SUPERSTRUCTURE	10yrs	974654.78	-	-	974654.78	974654.78	-	974654.78	-	0.00
5	CHEMISTRY LAB INSTRUMENT	15%	81,860.00	-	-	81860.00	36,186.33	-	43037.33	38822.67	45673.67
6	COMPUTER ORGANISATION LAB INSTRUMENT	40%	52644.00	-	-	52644.00	52643.00	-	52643.00	1.00	1.00
7	DIGITAL COMMUNICATION LAB INSTRUMENT	40%	2015066.00	-	-	2015066.00	2014226.40	-	2014562.40	503.60	839.60
8	DRAWING INSTRUMENT	100%	67417.15	-	-	67417.15	67417.15	-	67417.15	-	0.00
9	ELECTRICAL INSTALLATION	15%	7727627.65	-	-	7727627.65	4466134.60	-	4955358.60	2772269.05	3261493.05
10	Electrical Installation - New Campus	10%	17562407.28	-	-	17562407.28	9652866.43	-	10443820.43	7118586.85	7909540.85
11	ELECTRICAL LAB. INSTRUMENT	15%	5181379.00	-	-	5181379.00	3659015.80	-	3887369.80	1294009.20	1522363.20
12	ELECTRONICS LAB INSTRUMENT	15%	9207770.25	-	-	9207770.25	7494283.64	-	7751306.64	1456463.61	1713486.61
13	FIRE FIGHTING SYSTEM-NEW CAMPUS	15%	33,63,819.00	-	-	3363819.00	20,90,932.95	-	2281865.95	1081953.05	1272886.05
14	FURNITURE, FIXTURE & EQUIP	10%	20293956.93	-	-	20293956.93	11850381.34	-	12694739.34	7599217.59	8443575.59
15	Leasehold Land		1.00	-	-	1.00	-	-	0.00	1.00	1.00
16	LIBRARY BOOKS	40%	10409798.60	18977.00	-	10428775.60	10196736.00	-	10287541.00	141234.60	213062.60
17	MECHANICAL WORKSHOP INSTRUMENT	15%	2474403.00	-	-	2474403.00	2139366.55	-	2189621.55	284781.45	335036.45
18	MICROPROCESSOR LAB INSTRUMENT	40%	162000.00	-	-	162000.00	161999.00	-	161999.00	1.00	1.00
19	MODERNISATION OF DEPARTMENT	10%	20,92,040.62	-	-	2092040.62	8,91,868.66	-	1011885.66	1080154.96	1200171.96
20	MOTOR CAR	15%	620398.00	-	-	620398.00	93060.00	-	172161.00	448237.00	527338.00
21	New Campus Building	10%	114624620.62	-	-	114624620.62	62005903.61	-	67267775.61	47356845.01	52618717.01
22	OFFICE AUTOMATION	15%	2307333.11	-	-	2307333.11	1455313.74	-	1583116.74	724216.37	852019.37
23	PHYSICS LAB INSTRUMENT	15%	1298821.85	-	-	1298821.85	1042989.78	-	1081364.78	217457.07	255832.07
24	TUBE WELLS & WATER SUPPLY	10yrs	128445.00	-	-	128445.00	128445.00	-	128445.00	-	0.00
25	COMPUTER SCIENCE ENGINEERING LAB INSTRUMENT	40%	3350850.00	-	-	3350850.00	2662698.40	-	2937959.40	4,12,890.60	688151.60
26	MODERNISATION OF CLASSROOMS	10%	739975.58	-	-	739975.58	346721.76	-	386046.76	3,53,928.82	393253.82
27	SOLAR EQUIPMENTS	40%	198680.00	-	-	198680.00	198335.60	-	198473.60	206.40	344.40
28	REFURBISHMENT OF OLD BUILDING	10%	45676399.77	-	-	45676399.77	16505184.28	-	19422306.28	2,62,54,093.49	29171215.49
29	SIGNAGE	15%	741847.00	-	-	741847.00	383641.75	-	437372.75	3,04,474.25	358205.25
30	RESEARCH & DEVELOPMENT EQUIPMENTS	40%	896395.00	-	-	896395.00	859470.80	-	874240.80	22,154.20	36924.20
31	E BOOKS		-	2,85,233.00	-	285233.00	-	-	20372.00	2,64,861.00	0.00
	TOTAL -		30894889.43	309756.00	0.00	309258645.43	191870427.80	0.00	205266998.80	103991646.63	117078461.63

Total Less: Depreciation out of Grants
Chargeable to Income & Expenditure account



RCC Institute of Information Technology

SCHEDULES FORMING PART OF INCOME & EXPENDITURE FOR THE YEAR ENDING 31ST MARCH, 2021

(Amount in Rupees)

SCHEDULE 7 - FEES/ SUBSCRIPTION

	31/03/2021	31/03/2020
Admission Fees	23,00,000.00	27,65,000.00
Tution Fees	15,98,48,611.00	16,28,36,450.00
Library Fees	29,98,500.00	31,66,500.00
Student Welfare & Games Fees	20,00,000.00	21,11,000.00
TOTAL	16,71,47,111.00	17,08,78,950.00

SCHEDULE 8 - INTEREST EARNED

On Savings Account: With Nationalised Bank, Bank Of India, Beliaghata Branch	3,14,340.00	31,857.96
On Auto Sweep Account With Nationalised Bank, Bank of India, Beliaghata Branch	31,51,457.00	55,95,480.00
On Fixed Deposits With Nationalised Bank , Bank Of India State Bank of India	1,90,62,153.00 38,82,495.00	1,74,20,411.00 32,34,820.00
TOTAL	2,64,10,445.00	2,62,82,568.96

SCHEDULE 9 - OTHER INCOME / ADJUSTMENTS

Miscellaneous Income	1,34,146.35	5,87,823.31
Income from Facility Agreement	6,18,917.00	19,34,931.00
Profit on Sale of Assets	-	53,734.25
Interest on Security Deposits	1,40,791.00	1,41,861.00
Fine From Students	-	4,14,100.00
Interest on Income Tax Refund	65,479.00	-
TOTAL	9,59,333.35	31,32,449.56



RCC Institute of Information Technology

(A unit of RCC Institute of Technology)

An Autonomous Registered Society of Department of Higher Education, Govt. of West Bengal

SCHEDULES FORMING PART OF INCOME & EXPENDITURE FOR THE YEAR ENDING 31ST MARCH, 2021

(Amount in Rupees)

SCHEDULE 10 - ESTABLISHMENT EXPENSES

a) Salaries & Wages

- i) Basic
- ii) H.R.A
- iii) D.A
- iv) Grade Pay
- v) Medical Allowance
- vi) Transitional Personal Pay
- vii) Overtime
- viii) Skill Development Allowance
- ix) Special Allowance
- x) Arrear Salary
- xi) Academic Development Allowance
- xii) Subsistence Allowance

b) Bonus & Ex-Gratia

c) Contribution to Provident Fund

d) Staff Welfare Expenses

- i) Medclaim Insurance Premium
- ii) Refreshment to Staff
- iii) Cultural Expenses

e) Expenses on Employees Retirement/Terminal Benefit

- i) Leave Encashment contribution to LIC
- ii) Gratuity contribution to LIC
- iii) Premium for Leave Encashment (with LIC)

f) Others

- i) Honorarium to visiting faculties

TOTAL A to F

	31/03/2021	31/03/2020
	10,25,96,820.00	3,84,06,436.00
	1,19,80,424.00	58,15,748.00
	86,46,786.00	5,16,45,238.00
	15,06,800.00	90,41,538.00
	8,49,933.00	4,84,031.00
	1,612.00	9,672.00
	18,220.00	20,660.00
	1,40,500.00	-
	1,54,100.00	72,000.00
	1,331.00	2,34,943.00
	4,92,500.00	-
	7,10,600.00	7,75,200.00
	12,70,99,626.00	10,65,05,466.00
	2,65,500.00	3,06,600.00
	1,31,43,278.00	1,12,73,347.00
	3,65,380.00	3,58,182.00
	37,350.00	1,80,690.00
	-	-
	4,02,730.00	5,38,872.00
	20,66,390.00	71,15,759.00
	1,00,13,109.00	13,87,719.00
	51,483.00	-
	1,21,30,982.00	85,03,478.00
	1,90,013.00	11,74,200.00
	1,90,013.00	11,74,200.00
	15,32,32,129.00	12,83,01,963.00



RCC Institute of Information Technology

(A unit of RCC Institute of Technology)

An Autonomous Registered Society of Department of Higher Education, Govt. of West Bengal

SCHEDULES FORMING PART OF INCOME & EXPENDITURE FOR THE YEAR ENDING 31ST MARCH, 2021

(Amount in Rupees)

SCHEDULE 11 - ADMINISTRATIVE EXPENSES

a) Purchase

- i) Computer Stationery
- ii) Chemistry Lab Materials
- iii) Electronics Lab Materials
- iv) Mechanical Workshop Materials
- v) AEIE Lab Materials
- vi) Electrical Lab Materials
- vii) Digital Comm. Lab Materials
- viii) Computer Organisation Lab Materials

b) Electricity & Power

c) Corporation Tax

d) Insurance Charges

e) Repairs & Maintenance

- i) Office Premises
- ii) Office Furniture , Fixture & Equipment
- iii) Annual Maintenance Charges
- iv) Maintenance of Library
- v) Maintenance of Laboratories
- vi) Maintenance of Electrical Installation
- vii) Maintenance of Lift

f) Vehicals Running & Maintainance


- Car Hire Charges
- Insurance Charges-Motor Car
- Maintainance of Office Car

g) Postage, Telephone & Communications Charges

- Website Developing Charges
- Postage & Courier
- Telephone Charges
- Website Renewal Charges
- Internet Leaseline Charges

C/O -

	31/03/2021	31/03/2020
	74,633.00	1,04,157.00
	-	15,250.00
	-	11,220.00
	-	-
	-	-
	-	10,520.00
	-	-
	-	-
	74,633.00	1,41,147.00
	24,04,286.00	40,41,403.48
	1,28,391.00	1,63,441.00
	2,00,107.00	1,56,442.00
	11,31,717.00	14,46,830.00
	25,650.00	15,911.00
	9,56,392.50	10,62,098.50
	6,543.00	13,350.00
	3,23,082.00	78,276.00
	74,623.00	2,35,149.00
	1,75,611.00	1,73,292.00
	26,93,618.50	30,24,906.50
	2,75,093.00	1,25,100.00
	8,737.00	4,737.00
	1,19,732.30	1,63,307.90
	4,03,562.30	2,93,144.90
	-	5,000.00
	1,296.00	2,749.00
	22,821.00	33,857.24
	17,991.46	17,991.46
	8,78,207.00	8,34,942.16
	9,20,315.46	8,94,539.86
	68,24,913.26	87,15,024.74



B/F -

h) Printing & Stationery**i) Travelling & Conveyance Expenses****j) Expenses on Seminar / Workshops**

l) Seminar & Course

k) Subscription Expenses**l) Expenses on Fees**University Affiliation, Inspec, Application Supernumerary Fees
NBA, NAAC, AICTE Fees**m) Auditors Remuneration****n) Profesional Charges****o) Advertisement & Publicity****p) Others Specify**


- i) Bank Charges
- ii) General Charges
- iii) Professional Tax
- iv) Students Welfare Expenses
- v) Legal Charges
- vi) Biswakarma Puja Expenses
- vii) Placement Expenses
- viii) Garden Maintenance Charges
- ix) Cleaning Service Charges
- x) Pest Control Services
- xi) Security Service Charges
- xii) Expenses on Medical Exigency
- xiii) Sports Expenses
- xiv) Refreshment of Guests
- xv) Xerox Maintenance Charges
- xvi) Centre Expenses for Examination
- xvii) Expenses on R & D
- xviii) NSS Expenses

g) Miscellaneous

- i) A.C Hire Charges
- ii) Annual Picnic Expenses
- iii) Filing Fees
- iv) Honorarium (Others)
- v) EDLI Contribution (EPFO)
- vi) P.F. Administrative Charges (EPFO)
- vii) Tuton & Other fees Written Off
- viii) Locker Rent
- ix) Fine from Students Written Off
- x) Assessed TDS
- xi) Donation
- xii) Freeship to Students
- xiii) Assessed P Tax

TOTAL A to Q -

	68,24,913.26	87,15,024.74
	36,617.00	3,52,808.00
	1,00,012.00	2,64,733.00
	12,000.00	3,12,654.00
	6,26,863.00	8,78,559.00
	30,000.00	4,73,000.00
	2,12,110.00	4,13,000.00
	2,42,110.00	8,86,000.00
	18,880.00	18,880.00
	26,100.00	10,505.00
	10,32,918.00	2,95,328.00
	29,308.15	41,562.81
	5,918.00	19,788.05
	2,500.00	2,500.00
	1,10,073.00	14,00,290.00
	9,22,767.00	35,01,626.00
	-	-
	9,65,275.00	16,80,753.00
	2,06,334.00	2,07,044.00
	17,57,097.00	17,36,089.00
	1,51,480.00	1,80,576.00
	24,68,454.00	23,47,139.00
	-	1,684.00
	150.00	30,344.00
	23,334.00	78,527.00
	2,065.00	8,250.00
	1,71,715.00	8,48,528.00
	10,050.00	93,099.00
	862.00	2,115.00
	68,27,382.15	1,21,79,914.86
	-	-
	-	-
	1,300.00	780.00
	2,12,000.00	-
	1,28,684.00	1,22,175.00
	5,48,041.00	4,70,670.00
	2,50,300.00	3,17,000.00
	4,956.00	-
	52,000.00	26,000.00
	15.00	208.00
	10,000.00	-
	13,02,000.00	23,18,000.00
	735.00	-
	25,10,031.00	32,54,833.00
	1,82,57,826.41	2,71,69,239.60



DEPRECIATION

(Net Total at the year ended corresponding to Schedule)

i) Assets out of Grants

ii) Assets out of own Resources

Less : Transferred to Capital Grants on account of Depreciation

31/03/2021	31/03/2020
1,10,358.00	1,28,788.00
1,32,86,213.00	1,53,83,400.00
1,33,96,571.00	1,55,12,188.00
1,10,358.00	1,28,788.00
1,32,86,213.00	1,53,83,400.00



RCC INSTITUTE OF INFORMATION TECHNOLOGY

(A Unit of RCC Institute of Technology)

An Autonomous Registered Society of Department of Higher Education, Govt. Of West Bengal

SIGNIFICANT ACCOUNTING POLICIES

SCHEDULE – 12

1. BASIS OF ACCOUNTING

The financial statements have been prepared generally on accrual basis, unless otherwise stated, and under the historical cost convention.

2. FIXED ASSETS:

Fixed Assets are accounted for on historical cost basis (inclusive of installation, taxes, duties, freight, and other incidental expenses) less depreciation. Fixed Assets acquired out of TEQIP II fund has been shown at cost.

3. DEPRECIATION:

Depreciation on Fixed Assets has been provided on Written Down Value Method at the rates specified by the Income Tax Rules, 1961. Depreciation, calculated as per Income Tax Rules, 1961 pertaining to any fixed asset or portion thereof, acquired out of Capital Grants-in- Aid is amortized from Capital Grants-in-Aid. Depreciation has not been charged on fixed assets acquired out of TEQIP II fund.

4. INVENTORIES:

Stock of workshop and Laboratory Materials are valued at cost on first in first out basis. Adequate provision is made for show-moving and obsolete items, if any.

5. RETIREMENT BENEFITS:

- a. Contribution to Provident Fund is accounted for on accrual basis and payments there from are being made to Employees Provident Fund Authority.
- b. Enrolment has been done with the Group Gratuity and Group Leave Encashment Scheme of Life Insurance Corporation of India. Contribution towards Group Gratuity and Leave Encashment scheme for the year 2020-21 for Rs. 1,00,13,109/- and Rs.21,17,873/- has been made to LIC respectively and has been debited to Income & Expenditure A/C. Hence no further provision for Gratuity and Leave Encashment has been made.



RCC INSTITUTE OF INFORMATION TECHNOLOGY

(A Unit of RCC Institute of Technology)

An Autonomous Registered Society of Department of Higher Education, Govt. Of West Bengal

NOTES FORMING PART OF THE ACCOUNTS

SCHEDULE-13

1. DEPRECIATION

Gross depreciation for the current period amount to Rs. 1,33,96,571.00 of which Rs 1,10,358.00 has been recouped from the Capital Grants-in-Aid, pertaining to depreciation on fixed assets acquired out of Capital Grants-in-Aid. A sum of Rs 1,32,86,213.00 has been debited to Income and Expenditure Account for the period year under audit.

2. TRANSFER TO BUILDING FUND

Transfer of Rs.50,00,000/- (Fifty Lakhs only) has been made out of surplus of Income over Expenditure Account during the year to Building Fund for utilization of the same for the purpose for which the same is transferred.

3. Figures have been regrouped, rearranged, wherever necessary to make it comparable.

